



ClubMahindra

MHRIL/CS/14-15/532  
Date: 21<sup>st</sup> July, 2014

National Stock Exchange of India Limited  
Exchange Plaza,  
Plot no. C/1, G Block,  
Bandra-Kurla Complex  
Bandra (E)  
Mumbai - 400 051.

Department of Corporate Services  
Bombay Stock Exchange Limited  
Floor 25, PJ Towers,  
Dalal Street,  
Mumbai - 400 001.

Sub: Shareholding Pattern for the Quarter ended 30<sup>th</sup> June, 2014  
Ref: Clause 35 of the Listing Agreement

Please find enclosed Shareholding Pattern for the quarter ended 30<sup>th</sup> June, 2014 as per the provisions of Clause 35 of the Listing Agreement.

Kindly take on record the same.

Thanking you,

Yours faithfully  
For Mahindra Holidays & Resorts India Limited.



Vinesh Shetty  
Company Secretary

Mahindra Holidays & Resorts India Limited

Corporate Office: Mahindra Towers, 1<sup>st</sup> floor, 'A' wing, Dr. G.M. Bhosle Marg, P.K. Kurne Chowk, Worli, Mumbai - 400 018  
t: +91 22 3368 4722 f: +91 22 3368 4721

Registered Office: Mahindra Towers, 2<sup>nd</sup> floor, 17/18 Patullo's Road, Chennai - 600 002. t: +91 44 3988 1000 f: +91 44 3027 7778  
e: feedback@clubmahindra.com w: www.clubmahindra.com CIN: L55101TN1996PLC036595

(D)(a) Statement showing Shareholding Pattern

Name of the Company : Mahindra Holidays & Resorts India Limited

Script Code : 533088

Name of the scrip : MHRIL

Class of security : Equity


As on Date : 30-Jun-2014

	No. of partly paid-up shares	As a % of total no. of partly paid-up Shares	As a % of total no. of shares of the company
Partly paid-up shares			
Held by promoter/promoter group	0	0	0
Held by public	0	0	0
<b>Total</b>	0	0	0
Outstanding convertible securities			
	No. of outstanding securities	As a % of total no. of outstanding convertible securities	As a % of total no. of shares of the company, assuming full conversion of the convertible securities
Held by promoter/promoter group	0	0	0
Held by public	0	0	0
<b>Total</b>	0	0	0
Warrants			
	No. of warrants	As a % of total no. of warrants	As a % of total no. of shares of the company, assuming full conversion of Warrants
Held by promoter/promoter group	0	0	0
Held by public	0	0	0
<b>Total</b>	0	0	0
Total paid-up capital of the company, assuming full conversion of warrants and convertible securities	0	0	0



(1)(a) Statement showing Shareholding Pattern

Sr. no.	Category of shareholder (II)	Number of shareholders (III)	Total number of shares (IV)	Number of shares held in dematerialized form (V)	Total shareholding as a percentage of total number of shares		Shares Pledged or otherwise encumbered		
					As a percentage of (A+B) (VI)	As a percentage of (A+B+C) (VII)	Number of shares (VIII)	As a percentage (IX) = (VIII) / (IV) * 100	
(A)	<b>Promoter and Promoter Group</b>								
(1)	<b>Indian</b>								
(a)	Individuals/Hindu Undivided Family	0	0	0	0.00	0.00	0	0	0.00
(b)	Central Government/State Government(s)	0	0	0	0.00	0.00	0	0	0.00
(c)	Bodies Corporate	1	66585642	66585642	75.00	75.00	0	0	0.00
(d)	Financial Institutions/Banks	0	0	0	0.00	0.00	0	0	0.00
(e)	Any Other (Total)	0	0	0	0.00	0.00	0	0	0.00
	<b>Sub-Total (A)(1)</b>	1	66585642	66585642	75.00	75.00	0	0	0.00
(2)	<b>Foreign</b>								
(a)	Individuals (Non-Resident Individuals/Foreign Individuals)	0	0	0	0.00	0.00	0	0	0.00
(b)	Bodies Corporate	0	0	0	0.00	0.00	0	0	0.00
(c)	Institutions	0	0	0	0.00	0.00	0	0	0.00
(d)	Qualified Foreign Investor	0	0	0	0.00	0.00	0	0	0.00
(e)	Any Other (Total)	0	0	0	0.00	0.00	0	0	0.00
	<b>Sub-Total (A)(2)</b>	0	0	0	0.00	0.00	0	0	0.00
	<b>Total Shareholding of Promoter and Promoter Group (A) = (A)(1)+(A)(2)</b>	1	66585642	66585642	75.00	75.00	0	0	0.00



<b>(B) Public shareholding</b>								
<b>(1) Institutions</b>								
(a) Mutual Funds/UTI	8	1016522	1016522	1.14	1.14	N.A.	N.A.	N.A.
(b) Financial Institutions/Banks	3	14110	14110	0.02	0.02	N.A.	N.A.	N.A.
(c) Central Government/State Government(s)	0	0	0	0.00	0.00	N.A.	N.A.	N.A.
(d) Venture Capital Funds	0	0	0	0.00	0.00	N.A.	N.A.	N.A.
(e) Insurance Companies	13	9822181	9822181	11.06	11.06	N.A.	N.A.	N.A.
(f) Foreign Institutional Investors	0	0	0	0.00	0.00	N.A.	N.A.	N.A.
(g) Foreign Venture Capital Investors	0	0	0	0.00	0.00	N.A.	N.A.	N.A.
(h) Qualified Foreign Investor	0	0	0	0.00	0.00	N.A.	N.A.	N.A.
(i) Any Other (Total)	24	10852813	10852813	12.22	12.22	N.A.	N.A.	N.A.
<b>Sub-Total (B)(1)</b>								
<b>(2) Non-institutions</b>								
(a) Bodies Corporate	562	3431952	3431952	3.87	3.87	N.A.	N.A.	N.A.
(b) Individuals - i. Individual Shareholders Holding Nominal Share Capital Up To >Rs. 1 Lakh.	15484	2480294	2466112	2.79	2.79	N.A.	N.A.	N.A.
Individuals - ii. Individual Shareholders Holding Nominal Share Capital In Excess Of Rs. 1 Lakh	62	3344925	3344925	3.77	3.77	N.A.	N.A.	N.A.
(c) Qualified Foreign Investor	0	0	0	0.00	0.00	N.A.	N.A.	N.A.
(d) Any Other (Total)	1104	2085230	2085229	2.35	2.35	N.A.	N.A.	N.A.
(d1) Clearing Members	202	115058	115058	0.13	0.13	N.A.	N.A.	N.A.
(d2) Foreign Bodies	1	824565	824565	0.93	0.93	N.A.	N.A.	N.A.
(d3) HUF	620	252153	252152	0.28	0.28	N.A.	N.A.	N.A.
(d4) Non Resident Indians	280	137646	137646	0.16	0.16	N.A.	N.A.	N.A.
(d5) Trusts	1	755808	755808	0.85	0.85	N.A.	N.A.	N.A.
<b>Sub-Total (B)(2)</b>	17212	11342401	11328218	12.78	12.78	N.A.	N.A.	N.A.
<b>Total Public Shareholding (B) = (B)(1)+(B)(2)</b>	17236	22195214	22181031	25.00	25.00	N.A.	N.A.	N.A.
<b>TOTAL (A)+(B)</b>	17237	88780856	88766673	100.00	100.00	0	0	0.00



Handwritten signature or initials.

(C)	Shares held by Custodians and against which Depository Receipts have been issued	0	0	0	0	N.A.	0.00	N.A.	N.A.
C1	Promoter and Promoter Group	0	0	0	0	N.A.	0.00	N.A.	N.A.
C2	Public	0	0	0	0	N.A.	0.00	N.A.	N.A.
	<b>GRAND TOTAL (A)+(B)+(C)</b>	172378878085688766673	N.A.	100.00	0	0.00			

**(D)(b) Statement showing Shareholding of persons belonging to the category "Promoter and Promoter Group"**


Sr. No.	Name of the shareholder	PAN of the Shareholder	Total Shares held		Shares pledged or otherwise encumbered		Details of warrants		Details of convertible securities		Total shares (including underlying shares assuming full conversion of warrants and convertible securities) as a % of diluted share capital (XIII)
			Number (IV)	as a % of grand total (A) + (B) + (C) (V)	Number (VI)	as a percentage (VII) = (VI) / (IV) * 100 (VIII)	Number of warrants held (XI)	As a % total number of warrants of the same class (X)	Number of convertible securities held (XI)	As a % total number of convertible securities of the same class (XII)	
1	MAHINDRA & MAHINDRA LIMITED	AAACM3025E	66585642	75.00	0	0.00	0	0.00	0	0.00	0.00
	<b>TOTAL</b>		66585642	75.00	0	0.00	0	0.00	0	0.00	0.00



W

D)(c) Statement showing Shareholding of persons belonging to the category "Public" and holding more than 1% of the total number of shares

Sr. No.	Name of the shareholder	PAN of the Shareholder	Number of shares	Shares as a percentage of total number of shares (i.e., Grand Total (A)+(B)+(C) indicated in Statement at para (I)(a) above)	Details of warrants		Details of convertible securities		Total shares (including underlying shares assuming full conversion of warrants and convertible securities) as a % of diluted
					Number of warrants held	As a % total number of warrants of the same class	Number of convertible securities held	% w.r.t total number of convertible securities of the same class	
1	GOVERNMENT PENSION FUND GLOBAL	AACCN1454E	3085000	3.47	0	0.00	0	0.00	0
2	BNP PARIBAS ARBITRAGE	AAGFB5324G	2660029	3.00	0	0.00	0	0.00	0
3	MORGAN STANLEY MAURITIUS COMPANY LIMITED	AADCM5927G	2070542	2.33	0	0.00	0	0.00	0
4	SBI LIFE INSURANCE CO. LTD	AAFCS2530P	1233116	1.39	0	0.00	0	0.00	0
5	NYLIM JACOB BALLAS ASSET MANAGEMENT COMPANY III LL 'C A/C NYLIM JACOB BALLAS INDIA (FII) III LLC	AADCN1551F	1174676	1.32	0	0.00	0	0.00	0
	TOTAL		10223363	11.52	0	0.00	0	0.00	0



1

I)(c) Statement showing Shareholding of persons belonging to the category "Public" and holding more than 5% of the total number of shares


Sr. Name of the No. shareholder	PAN of the Shareholder	Number of shares	Shares as a percentage of total number of shares (i.e., Grand Total (A)+(B)+(C) indicated in Statement at para (I)(a) above)	Details of warrants		Details of convertible securities		Total shares (including underlying shares assuming full conversion of warrants and convertible securities) as a % of diluted
				Number of warrants held	As a % total number of warrants of the same class	Number of convertible securities held	% w.r.t total number of convertible securities of the same class	
TOTAL		0	0.00	0	0.00	0	0.00	0.00

(I)(d) Statement showing details of locked-in shares

Sr. Name of the No. shareholder	PAN of the Shareholder	Number of locked-in shares	Locked-in shares as a percentage of total number of shares (i.e., Grand Total (A)+(B)+(C) indicated in Statement at para (I)(a) above)
TOTAL		0	0.00

(I)(e) Statement showing details of Depository Receipts (DRs)

Sr. No. of outstanding DR (ADRs, GDRs, SDRs, etc.)	Number of outstanding DRs	Number of shares underlying outstanding DRs	Shares underlying outstanding DRs as a percentage of total number of shares (i.e., Grand Total (A)+(B)+(C) indicated in Statement at para (I)(a) above)
TOTAL	0	0	0.00



Handwritten signature or initials.

(II)(b) Statement showing holding of Depository Receipts (DRs), where underlying shares held by 'promoter/promoter group' are in excess of 1% of the total number of shares

Sr. No.	Name of the DR Holder (ADRs, GDRs, SDRs, etc.)	Type of outstanding DR	Number of shares underlying DRs	Shares underlying outstanding DRs as a percentage of total number of shares (i.e., Grand Total (A)+(B)+(C) indicated in Statement at para (I)(a) above)
	TOTAL		0	0.00

(III) (a) Statement showing the voting pattern of shareholders, if more than one class of shares/securities is issued by the issuer.

Sr. no.	Category of shareholder	Number of Voting Rights held in each class of securities			Total Voting Rights (III+IV+V) (VI)	Total Voting Rights i.e. (VI)	
		Class X (III)	Class Y (IV)	Class Z (V)		As a percentage of (A+B) (VII)	As a percentage of (A+B+C) (VIII)
(1)	Promoter and Promoter Group <sup>2</sup>						
(a)	Indian	0	0	0	0	0.00	0.00
(b)	Individuals/Hindu Undivided Family	0	0	0	0	0.00	0.00
(c)	Central Government/State Government(s)	0	0	0	0	0.00	0.00
(d)	Bodies Corporate	0	0	0	0	0.00	0.00
(e)	Financial Institutions/Banks	0	0	0	0	0.00	0.00
	Any Other (Total)	0	0	0	0	0.00	0.00
	Sub-Total (A)(1)	0	0	0	0	0.00	0.00
(2)	Foreign						
(a)	Individuals (Non-Resident Individuals/Foreign Individuals)	0	0	0	0	0.00	0.00
(b)	Bodies Corporate	0	0	0	0	0.00	0.00
(c)	Institutions	0	0	0	0	0.00	0.00
(d)	Qualified Foreign Investor	0	0	0	0	0.00	0.00
(e)	Any Other (Total)	0	0	0	0	0.00	0.00
	Sub-Total (A)(2)	0	0	0	0	0.00	0.00
	Total Shareholding of Promoter and Promoter Group (A) = (A)(1)+(A)(2)	0	0	0	0	0.00	0.00

