



MHRIL/SE/14-15/  
Date: 14<sup>th</sup> October, 2014

National Stock Exchange of India Limited  
Exchange Plaza,  
Plot no. C/1, G Block,  
Bandra-Kurla Complex  
Bandra (E)  
Mumbai - 400 051.  
Scrip : MHRIL

Department of Corporate Services  
Bombay Stock Exchange Limited  
Floor 25, PJ Towers,  
Dalal Street,  
Mumbai – 400 001.  
Scrip Code : 533088

**Sub: Shareholding Pattern for the Quarter ended 30<sup>th</sup> September, 2014**  
**Ref: Clause 35 of the Listing Agreement**

Please find enclosed Shareholding Pattern for the quarter ended 30<sup>th</sup> September, 2014 as per the provisions of Clause 35 of the Listing Agreement.

Kindly take on record the same.

Thanking you,

Yours faithfully  
For Mahindra Holidays & Resorts India Limited

Dinesh Shetty  
Company Secretary


Mahindra Holidays & Resorts India Limited

Corporate Office: Mahindra Towers, 1<sup>st</sup> floor, 'A' wing, Dr. G.M. Bhosle Marg, P.K. Kurne Chowk, Worli, Mumbai - 400 018.  
t: +91 22 3368 4722 f: +91 22 3368 4721

Registered Office: Mahindra Towers, 2<sup>nd</sup> floor, 17/18 Patullos Road, Chennai - 600 002. t: +91 44 3988 1000 f: +91 44 3027 7778  
e: [feedback@clubmahindra.com](mailto:feedback@clubmahindra.com) / w: [www.clubmahindra.com](http://www.clubmahindra.com) / CIN: L55101TN1996PLC036595


## (1)(a) STATEMENT SHOWING SHAREHOLDING PATTERN IN CLAUSE-35

NAME OF THE COMPANY: MAHINDRA HOLIDAYS & RESORTS INDIA LIMITED				
SCRIP CODE: 533088				
Name of the Scrip: MHRIL				
Class of Security: Equity				
QUARTER ENDED: 30th September, 2014				
Partly paid-up shares	No. of partly paid-up shares	As a % of total no. of partly paid-up shares	As a % of total no. of shares of the Company.	
Held by promoter/promoter group	0	0	0	0
Held by Public	0	0	0	0
<b>Total:</b>	<b>0</b>	<b>0</b>	<b>0</b>	<b>0</b>
Outstanding convertible securities:	No. of outstanding securities	As a % of total no. of outstanding convertible securities.	As a % of total no. of shares of the Company assuming full conversion of the convertible securities	
Held by promoter/promoter group	0	0	0	0
Held by Public	0	0	0	0
<b>Total:</b>	<b>0</b>	<b>0</b>	<b>0</b>	<b>0</b>
Warrants:	No. of warrants	As a % of total no. of warrants	As a % of total no. of shares of the Company, assuming full conversion of warrants	
Held by promoter/promoter group	0	0	0	0
Held by Public	0	0	0	0
<b>Total:</b>	<b>0</b>	<b>0</b>	<b>0</b>	<b>0</b>
<b>Total paid-up capital of the Company, assuming full conversion of warrants and convertible securities</b>	<b>88780856</b>	<b>0</b>	<b>0</b>	<b>100.00</b>




(U)(a) Statement showing Shareholding Pattern

Sr. No.	CATEGORY OF SHAREHOLDER	NO OF SHAREHOLDERS (III)	TOTAL NUMBER OF SHARES (IV)	NO OF SHARES HELD IN DEMATERIALIZED FORM (V)	TOTAL SHAREHOLDING AS A % OF TOTAL NO OF SHARES		SHARES PLEDGE OR OTHERWISE ENCUMBERED		
					AS a PERCENTAGE of (A+B) (VI)	As a PERCENTAGE of (A+B+C) (VII)	NUMBER OF SHARES (VIII)	(IX)=[VIII]/(IV)*100	
(A)	(II)								
	PROMOTER AND PROMOTER GROUP								
(1)	INDIAN								
(a)	Individual /HUF	0	0	0	0.00	0.00	0	0.00	0.00
(b)	Central Government/State Government(s)	0	0	0	0.00	0.00	0	0.00	0.00
(c)	Bodies Corporate	1	66585642	66585642	75.00	75.00	0	0.00	0.00
(d)	Financial Institutions / Banks	0	0	0	0.00	0.00	0	0.00	0.00
(e)	Others	0	0	0	0.00	0.00	0	0.00	0.00
	Sub-Total A(1) :	1	66585642	66585642	75.00	75.00	0	0.00	0.00
(2)	FOREIGN								
(a)	Individuals (NRIs/Foreign Individuals)	0	0	0	0.00	0.00	0	0.00	0.00
(b)	Bodies Corporate	0	0	0	0.00	0.00	0	0.00	0.00
(c)	Institutions	0	0	0	0.00	0.00	0	0.00	0.00
(d)	Qualified Foreign Investor	0	0	0	0.00	0.00	0	0.00	0.00
(e)	Others	0	0	0	0.00	0.00	0	0.00	0.00
	Sub-Total A(2) :	0	0	0	0.00	0.00	0	0.00	0.00
	Total A=A(1)+A(2)	1	66585642	66585642	75.00	75.00	0	0.00	0.00
(B)	PUBLIC SHAREHOLDING								
(1)	INSTITUTIONS								
(a)	Mutual Funds /UTI	8	971498	971498	1.09	1.09	0	0.00	0.00
(b)	Financial Institutions /Banks	4	39675	39675	0.04	0.04	0	0.00	0.00
(c)	Central Government / State Government(s)	0	0	0	0.00	0.00	0	0.00	0.00
(d)	Venture Capital Funds	0	0	0	0.00	0.00	0	0.00	0.00
(e)	Insurance Companies	0	0	0	0.00	0.00	0	0.00	0.00
(f)	Foreign Institutional Investors	13	9409132	9409132	10.60	10.60	0	0.00	0.00
(g)	Foreign Venture Capital Investors	0	0	0	0.00	0.00	0	0.00	0.00
(h)	Qualified Foreign Investor	0	0	0	0.00	0.00	0	0.00	0.00
(i)	Others	0	0	0	0.00	0.00	0	0.00	0.00
	Sub-Total B(1) :	25	10420305	10420305	11.74	11.74	0	0.00	0.00




Sr. No.	CATEGORY OF SHAREHOLDER	NO OF SHAREHOLDERS	TOTAL NUMBER OF SHARES	NO OF SHARES HELD IN DEMATERIALIZED FORM	TOTAL SHAREHOLDING AS A % OF TOTAL NO OF SHARES			SHARES PLEDGE OR OTHERWISE ENCUMBERED	
					(IV)	(V)	AS a PERCENTAGE of (A+B) (VI)	AS a PERCENTAGE of (A+B+C) (VII)	NUMBER OF SHARES (VIII)
(1)	Individuals	18022	2957677	2943495	3.33	3.33	0	0	
(2)	NON-INSTITUTIONS								
(a)	Bodies Corporate	654	3396195	3396195	3.83	3.83	0	0	
(b)	Individuals								
	(i) Individual Shareholders Holding Nominal Share Capital up to Rs. 1 Lakh.								
	(ii) Individuals holding nominal share capital in excess of Rs.1 lakh	62	3342781	3342781	3.77	3.77	0	0	
(c)	Qualified Foreign Investor	0	0	0	0.00	0.00	0	0	
(d)	Others								
	TRUSTS	2	758808	758808	0.85	0.85	0	0	
	NON RESIDENT INDIANS	316	148302	148302	0.17	0.17	0	0	
	FOREIGN BODIES	1	824565	824565	0.93	0.93	0	0	
	HUF	682	236862	236862	0.27	0.27	0	0	
	CLEARING MEMBERS	166	109719	109719	0.12	0.12	0	0	
	Sub-Total B(2) :	19905	11774909	11760726	13.26	13.26	0	0	
	Total B=B(1)+B(2) :	19930	22195214	22181031	25.00	25.00	0	0	
	Total (A+B) :	19931	88780856	88766673	100.00	100.00	0	0	
(C)	Shares held by custodians, against which Depository Receipts have been issued								
(1)	Promoter and Promoter Group	0	0	0	0.00	0.00	0	0	
(2)	Public	0	0	0	0.00	0.00	0	0	
	GRAND TOTAL (A+B+C) :	19931	88780856	88766673	100.00	100.00	0	0.00	



Statement showing holding of securities (including shares, warrants, convertible securities) of persons belonging to the category "Promoter and Promoter Group"											
Sr.No	Name of the Shareholder	PAN of the Shareholder	Details of Shares held		Encumbered Shares (*)			Details of Warrants		Total Shares (including underlying shares assuming full conversion of warrants and convertible securities) as a % of diluted share capital	
			No. of Shares held	As a % of grand total (A)+(B)+(C)	Pledge Shares	AS a percentage (V)=V/(III)*100	AS a % of grand total (A) + (B) + (C) of sub-clause (I)(a)	Number of warrants held	As a % total number of warrants of the same class		Number of convertible securities held
(i)	(ii)	(iii)	(iv)	(v)	(vi)	(vii)	(viii)	(ix)	(x)	(xi)	(xii)
1	MAHINDRA & MAHINDRA LIMITED	AAACM3025E	66585642	75.00	0	0.00	0.00	0	0.00	0	0.00
TOTAL :			66585642	75.00	0	0.00	0.00	0	0.00	0	0.00

Statement showing holding of securities (including shares, warrants, convertible securities) of persons belonging to the category "Public" and holding more than 1% of the total number of shares									
Sr.No.	Name of the shareholder	PAN of Shareholder	Number of Shares held	Shares as a percentage of total number of shares (i.e., Grant total (A)+(B)+(C) indicated in Statement at para (I)(a) above)	Details of warrants		Details of convertible securities		Total shares (including underlying shares assuming full conversion of warrants and convertible securities) as a % of diluted share capital)
					Number of warrants held	As a % total number of warrants of the same class	Number of convertible securities held	% w.r.t total number of convertible securities of the same class	
(i)	(ii)	(iii)	(iv)	(v)	(vi)	(vii)	(viii)	(ix)	(x)
1	GOVERNMENT PENSION FUND GLOBAL	AACCN1454E	3085000	3.47	0	0.00	0	0.00	0.00
2	BNP PARIBAS ARBITRAGE	AAGFB5246	2660029	3.00	0	0.00	0	0.00	0.00
3	MORGAN STANLEY MAURITIUS COMPANY LIMITED	AADCN15927G	2025456	2.28	0	0.00	0	0.00	0.00
4	NYLIM JACOB BALLAS ASSET MANAGEMENT COMPANY III L.L.C A/C NYLIM JACOB BALLAS INDIA (FI) III LCC	AADCN1551F	1174676	1.32	0	0.00	0	0.00	0.00
5	SBI LIFE INSURANCE CO. LTD	AAFC52530P	1079508	1.22	0	0.00	0	0.00	0.00
TOTAL :			10024669	11.29	0	0.00	0	0.00	0.00



Statement showing holding of securities (including shares, warrants, convertible securities) of persons (together with PAC) belonging to the category "Public" and holding more than 5% of the total number of shares of the company						
(I)(c)(iii)	Name(s) of the shareholder(s) and the Persons Acting in Concert (PAC) with them	Number of shares held	Shares as a percentage of total number of shares (i.e., Grand total (A)+(B)+(C) indicated in Statement at para (I)(a) above)	Details of warrants		Total shares (including underlying shares assuming full conversion of warrants and convertible securities) as a % of diluted share capital)
Sr.No.				Number of warrants held	As a % total number of warrants same class	
					Number of convertible securities held	% w.r.t total number of convertible securities of the same class
1	NIL	0	0.00	0	0.00	0.00
	TOTAL :	0	0.00	0	0.00	0.00

STATEMENT SHOWING DETAILS OF LOCKED-IN SHARES"		
SLNO	NAME OF THE SHAREHOLDER	PERCENTAGE
1	NIL	0.00
	TOTAL :	0.00


STATEMENT SHOWING DETAILS OF DEPOSITORY RECEIPTS (DRS)				
Sr.No.	Type of outstanding DR (ADRs,GDRs,SDRs,etc.)	Number of outstanding DRs	Number of shares underlying outstanding DRs	Shares underlying outstanding DRs as a percentage of total number of shares (i.e., Grand Total (A)+(B)+(C) indicated in Statement at Para(I)(a) above)
		0	0	0
	TOTAL :	0	0	0

Statement showing Holding of Depository Receipts (DRs), where underlying shares held by				
Sr.No.	Name of the DR Holder	Type of outstanding DR (ADRs,GDRs,SDRs,etc.)	Number of shares underlying outstanding DRs	Shares underlying outstanding DRs as a percentage of total number of shares (i.e., Grand Total (A)+(B)+(C) indicated in Statement at para(I)(a) above)
		NA	0	0
	TOTAL :	NA	0	0



**(III) (a) Statement showing the voting pattern of shareholders, if more than one class of shares/securities is issued by the issuer.**

Sr. no.	Category of shareholder	Number of Voting Rights held in each class of securities			Total Voting Rights (III+IV+V) (VI)	Total Voting Rights i.e. (VI)	
		Class X (III)	Class Y (IV)	Class Z (V)		As a percentage of (A+B) (VII)	As a percentage of (A+B+C) (VIII)
<b>(I) Promoter and Promoter Group<sup>2</sup></b>							
<b>(1) Indian</b>							
(a)	Individuals/Hindu Undivided Family	0	0	0	0	0.00	0.00
(b)	Central Government/State Government(s)	0	0	0	0	0.00	0.00
(c)	Bodies Corporate	0	0	0	0	0.00	0.00
(d)	Financial Institutions/Banks	0	0	0	0	0.00	0.00
(e)	Any Other (Total)	0	0	0	0	0.00	0.00
	<b>Sub-Total (A)(1)</b>	0	0	0	0	0.00	0.00
<b>(2) Foreign</b>							
(a)	Individuals (Non-Resident Individuals/Foreign Individuals)	0	0	0	0	0.00	0.00
(b)	Bodies Corporate	0	0	0	0	0.00	0.00
(c)	Institutions	0	0	0	0	0.00	0.00
(d)	Qualified Foreign Investor	0	0	0	0	0.00	0.00
(e)	Any Other (Total)	0	0	0	0	0.00	0.00
	<b>Sub-Total (A)(2)</b>	0	0	0	0	0.00	0.00
	<b>Total Shareholding of Promoter and Promoter Group (A) = (A)(1)+(A)(2)</b>	0	0	0	0	0.00	0.00
<b>(B) Public shareholding</b>							
<b>(1) Institutions</b>							
(a)	Mutual Funds/UTI	0	0	0	0	0.00	0.00
(b)	Financial Institutions/Banks	0	0	0	0	0.00	0.00
(c)	Central Government/State Government(s)	0	0	0	0	0.00	0.00



(d)	Venture Capital Funds	0	0	0	0	0	0	0	0	0.00	0.00	0.00
(e)	Insurance Companies	0	0	0	0	0	0	0	0	0.00	0.00	0.00
(f)	Foreign Institutional Investors	0	0	0	0	0	0	0	0	0.00	0.00	0.00
(g)	Foreign Venture Capital Investors	0	0	0	0	0	0	0	0	0.00	0.00	0.00
(h)	Qualified Foreign Investor	0	0	0	0	0	0	0	0	0.00	0.00	0.00
(h)	Any Other (Total)	0	0	0	0	0	0	0	0	0.00	0.00	0.00
	<b>Sub-Total (B)(1)</b>	0	0	0	0	0	0	0	0	0.00	0.00	0.00
<b>(2)</b>	<b>Non-institutions</b>											
(a)	Bodies Corporate	0	0	0	0	0	0	0	0	0.00	0.00	0.00
(b)	Individuals - i. Individual Shareholders Holding Nominal Share Capital Up To >Rs. 1 Lakh.	0	0	0	0	0	0	0	0	0.00	0.00	0.00
	Individuals - ii. Individual Shareholders Holding Nominal Share Capital In Excess Of Rs. 1 Lakh	0	0	0	0	0	0	0	0	0.00	0.00	0.00
(c)	Qualified Foreign Investor	0	0	0	0	0	0	0	0	0.00	0.00	0.00
(d)	Any Other (Total)	0	0	0	0	0	0	0	0	0.00	0.00	0.00
	<b>Sub-Total (B)(2)</b>	0	0	0	0	0	0	0	0	0.00	0.00	0.00
	<b>Total Public Shareholding (B) = (B)(1)+(B)(2)</b>	0	0	0	0	0	0	0	0	0.00	0.00	0.00
	<b>TOTAL (A)+(B)</b>	0	0	0	0	0	0	0	0	0.00	0.00	0.00
(C)	Shares held by Custodians and against which Depository Receipts have been issued	0	0	0	0	0	0	0	0	0.00	0.00	0.00
C1	Promoter and Promoter Group	0	0	0	0	0	0	0	0	0	0	0
C2	Public	0	0	0	0	0	0	0	0	0	0	0
	<b>GRAND TOTAL (A)+(B)+(C)</b>	0	0	0	0	0	0	0	0	0.00	0.00	0.00

